

Name: \_\_\_\_\_

Building  
Resilience  
with Hunter  
and Eve

# Staying Safe

SUGGESTED FOR:  
Grades K-2



## Steps in a Disaster!

1. Stay calm!
2. Find the **safest place** you can and move there quickly!
3. Find **people** to be safe with —until help arrives!



## Circle Me!

Circle the pictures that show the **CORRECT** way to respond in a disaster.  
When you are done, color all the pictures!

1.



Chat with a friend.



Breathe in & stay calm.




Blow bubbles.


2.



Think of a safe place.



Eat some pizza.



Whistle a song.


3.



Read a book.



Take a nap.




Find others.

# Steps in a Disaster!



Fill in the missing letters:

1. St\_\_y \_\_al\_\_!
2. \_\_ind the \_\_afes\_\_  
\_\_l\_\_ce you ca\_\_ and  
\_\_ove the\_\_e  
quic\_\_ly!
3. \_\_in\_\_ \_\_eople  
to \_\_e \_\_a\_\_e \_\_ith \_\_  
unti\_\_ hel\_\_ arr\_\_ves!



# Help Hunter

calmly and quickly move to a safe location where he can find others to be safe with while they wait for help to arrive!



## Find the "Stay Safe!" Key words

that were used throughout the video in the word search.

Q	G	P	G	B	S	Z	B	S	Z	D	K	S	R	P
P	P	U	O	R	G	D	P	S	K	J	I	O	K	A
P	B	D	D	L	F	O	C	U	S	E	W	P	O	D
N	T	T	B	Z	B	L	B	G	X	V	H	W	F	L
U	H	V	K	K	N	H	Y	X	R	O	L	X	Y	I
V	N	H	W	U	W	G	T	V	X	M	A	I	I	F
O	A	P	I	C	S	Y	P	A	G	G	H	Q	T	B
R	I	T	L	A	H	G	A	U	E	Y	H	Y	E	C
P	T	A	A	H	D	N	B	S	S	R	B	E	P	O
S	L	E	W	G	C	A	R	J	C	Z	B	Y	U	L
D	N	F	J	Q	F	R	P	F	I	E	D	W	X	L
P	C	A	L	M	H	Q	J	B	T	N	G	O	R	W
T	T	S	Z	N	E	R	U	P	I	T	S	H	E	C
A	I	E	L	P	O	E	P	F	C	T	E	I	W	W
J	Z	S	H	W	K	M	C	K	N	I	H	T	Y	V

- CALM
- FOCUS
- BREATH
- SAFE
- MOVE
- THINK
- LOOK
- FIND
- PEOPLE
- GROUP



## Play "I Spy"

and see how many times you find Hunter on both sides of the activity page.



Write your answer here.

For more information, visit:  
[ddc.missouri.edu](http://ddc.missouri.edu)